

## Holden Aftersales - *Parts News*

**BULLETIN NO: PARTS 2014 – R3300**  
**DATE: 4TH JULY 2014**  
**AUDIENCE: COLLISION REPAIR INDUSTRY**  
**SUBJECT: COLLISION REPAIR TO FASCIA**  
**WITH SBZA AND RCTA RADAR**

Please be advised that Holden has published collision repair recommendations for the bumper fascia on VF Commodore model variants which have Side Blind Zone Alert (SBZA) and Rear Cross Traffic Alert (RCTA).

Due to the radar sensors located in this part, repairs must be carried out in accordance with Holden recommendations or they risk becoming defective. The recommendations in this guide refer to fascias in some VF Commodore model variants including:

- SV6/ SS Sedan, Sportwagon and Ute
- SS V-Series Sedan Sportwagon and Ute
- SS-V redline Sedan, Sportwagon and Ute
- Calais and Calais V Sedan and Sportwagon
- Caprice and Caprice V Sedan

SBZA and RCTA is an option only on Evoke sedan, Sportwagon and Ute.



### SUMMARY:

Replace the bumper fascia should any of the below criteria applicable to all repairs within the field of view apply:

- Do not repair damage that totally envelops the field of view.
- Do not repair damage that has penetrated through the B class surface of the fascia.
- Do not repair cracks that are not a straight line.
- Do not repair a damaged side object sensing alert module bracket.
- Do not exceed three layers of paint and one layer of clear coat.

**Resene**

Automotive & Light Industrial

[www.rali.co.nz](http://www.rali.co.nz)

0800 108 008

REFINISH EXPERTS AT YOUR DOOR



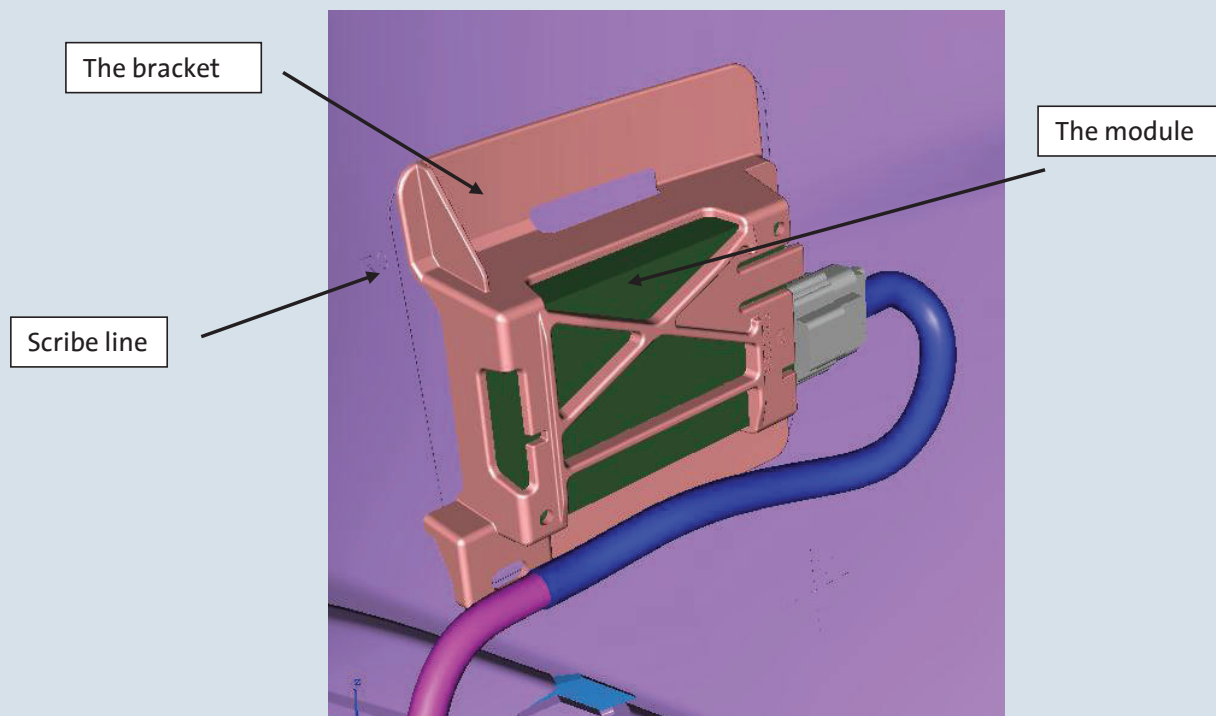
[www.standex.co.nz](http://www.standex.co.nz)

**STANDOX**

[www.cromaxpro.co.nz](http://www.cromaxpro.co.nz)



[www.cromax.co.nz](http://www.cromax.co.nz)



## SCRIBE LINE

- Solid line embossed on the B class surface of the fascia

## FIELD OF VIEW (FOV)

- The Field Of View is defined as the field within the scribe lines embossed on the B-Class surface which extends through to the A-Class surface

## B-CLASS SURFACE OF THE FASCIA

- The B-Class surface refers to any surface you cannot see from the outside of the fascia
- The B-Class surface is the inside surface of the fascia/the underside of the fascia

## A-CLASS SURFACE OF THE FASCIA

- The A-Class surface refers to the outside surface of the fascia

- The A-Class surface refers to the surface on the fascia where paint is applied

## SIDE BLIND ZONE ALERT (SBZA):

- This is a feature which assists drivers by detecting objects in their blind spot. An amber icon appears when an object of interest is detected.
- It flashes amber if the turn signal is activated whilst the object of interest is in the target zone.


- An object of interest is defined as any licensable vehicle.

## REAR CROSS TRAFFIC ALERT (RCTA):

- The rear radar sensors used in RCTA warn drivers of vehicles approaching behind their vehicle when reversing
- The sensors are able to pick up traffic movement from up to 20 metres either side and alerts the driver through a symbol and sound.


## Holden Aftersales - *Parts News*

### ACCEPTABLE REPAIR #1



- Fascia presented with scuff mark may be repaired
- Area to be sanded down Poly-Flex Bondo or similar applied to surface
- Area repainted

### ACCEPTABLE REPAIR #2



- Fascia with one directional crack that does not exceed the size of the module within the field of

view (FOV) and no penetration to the B Class surface may be repaired.

- Area to be sanded down
- Cracked plastic welded to repair
- Poly-flex Bondo or similar applied to the surface
- Fusor 142 plastic repair material or similar applied
- Area repainted

### UNACCEPTABLE REPAIR #1



- Fascia with crack that is not a straight line, or exceeds the size of the module within the field of view (FOV) must NOT be repaired
- Fascia replacement is required
- Any damage that penetrates through the B class surface in the field of view (FOV) of the radar must not be repaired -fascia replacement is required.
- Damage to fascia that causes damage to bracket will require fascia replacement regardless of fascia damage. Repair to brackets or replacement of



brackets can introduce abnormalities to B class surface impacting radar performance. It is for this reason that when a new fascia is purchased, the brackets are already welded on.

- Repairs carried out on un-acceptable damage may result in an increase in false positives.

- A false positive is when the systems alert the driver to something that should not be alerted to. E.g. trees, stationary objects, guard rails etc.

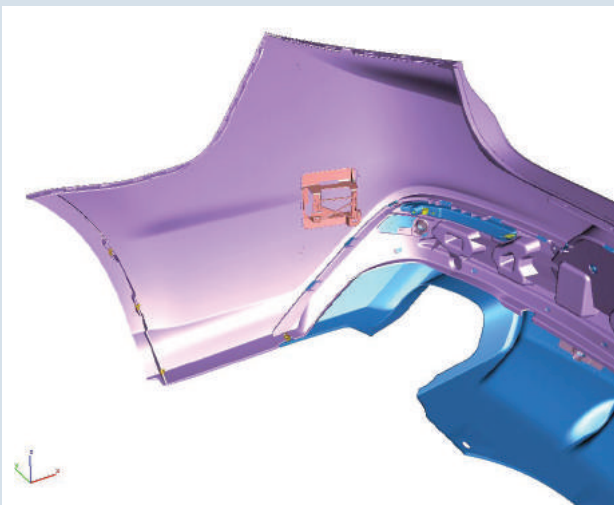
## PAINTING REQUIREMENTS

- For fascia repair where painting is required, field of view (FOV) zone may have 3 layers of paint applied plus clear coat to complete repair.

- Excessive paint can result in no alert.

*Please email [holden.repairinfo@gm.com](mailto:holden.repairinfo@gm.com) should you have any further questions.*

*Paula Hilditch  
Collision Business Manager*



*The VF fascia will be supplied with the brackets already welded on*



*No Holden Dealer or other person is authorised to make any statement assertion or undertaking in relation to the quality, performance, characteristics, descriptions, or fitness for any purpose of any Holden product sold by Holden which is at variance with any written statement assertion or undertaking on any of these subjects given or made by Holden Service Parts Operations Division of Holden Ltd, published sales literature, and the company does not accept and liability for any such unauthorised action.*

*Prices are recommended only and are subject to change without notice.*

**This bulletin from Holden should also be considered when working on other brand vehicles with this type or similar radar equipment as I'm sure these cautions will also apply to them.**

**Perhaps after reading this bulletin you should also think back to any bumper repairs done in the past that could be considered as a non-repair option?**

**We also thank Holden NZ for the continued support they provide for the  
NZ Collision Repair Industry**